


Assembly Instructions for the **BOTTLE BUDDY**® Water Storage System and Accessories

Bottle Buddy is a registered trademark of Tailor Made Products, Inc.



3 Tray Storage System with Floor Protector

• **Important:** The Bottle Buddy is designed to be used on a firm, level surface. It is not designed to be used for storing bottled water on trucks or other moving vehicles.

• **Note:** When loading full bottles onto shelves, start from the bottom and load upwards until finished. When unloading full bottles, take down the top bottle on each stand and then each successive bottle downwards until empty.

Please read ALL instructions before assembling.

Each Case Contains:

Top Caps x 4

Legs x 8

Rear Feet x 2

Hooked Feet x 2
(Marked R or L)

Floor Protector Tray x 1

Bottle Trays x 3

1. Place the front foot (L) and front foot (R) into the front two bottom holes of any tray. (*Important - each tray has front and a back. The back is indicated by the bottle stop; make sure each bottle stop is facing the same direction as you assemble.) The hook-like features should be facing towards each other when attached to the underside of the tray (figure a.) Place the rear feet into the two back holes of the tray. Gently tap the feet with a small rubber mallet (figure b.)

2. Place four legs into the tray. Twist the legs into the holes, then secure by gently tapping with a small rubber mallet.

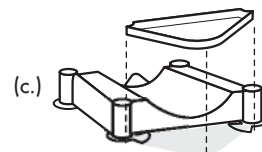
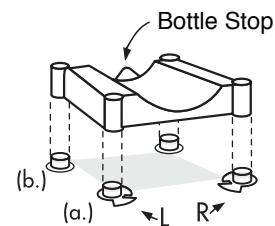
3. Add another tray, taking care to line up the top of the legs with the bottom of the tray and making sure the bottle stop is on the same side as the first tray. As you add trays, make sure that they are assembled securely by gently tapping each column together.

4. When the desired height is reached, gently tap top caps into the top tray holes for a finished look.

5. Snap the floor protector into the left and right hook feet (figure c.)

Note: The floor protector is easily removed for quick cleaning using the side finger handles.

7. TO COMBINE MULTIPLE COLUMNS, you must purchase the Premium Connector Kit.



Tailor Made Products, Inc. Bottle Buddy® Water Storage System and Accessories Warranty

For the period of three years from the date of purchase, if the Bottle Buddy bottled water storage system or any accessory item proves defective in materials or workmanship during normal use by the purchaser of the product, Tailor Made Products, Inc. will arrange for replacement or repair.

To receive repair or replacement, either return the defective part to the outlet where purchased or call Customer Service toll free at 800-932-8227 or at 608-350-1664 or email details to customer.service@tmadeproducts.com to arrange to have the product returned to us. Tailor Made Products, Inc. reserves the right to request proof of purchase with any such return.

This warranty does not cover product abuse, modification, failure to adhere to the accompanying instructions, improper operation or misuse, and excludes shipping and handling charges.

TAILOR MADE PRODUCTS, INC. SHALL NOT BE LIABLE FOR ANY CONSEQUENTIAL OR INCIDENTAL DAMAGES WHATSOEVER.



www.tmadeproducts.com
customer.service@tmadeproducts.com



phone: 608-350-1664
toll free: 800-932-8227
fax: 608-462-5287